

# Welcome to our Seminar Empowering the Future of Housing



Making it Easy to work **Securely, Anywhere, Anytime**



# Discover What's New In SharePoint Online

**James Mallalieu**

Senior AI and Microsoft 365 Consultant



“ Making it easy to work securely  
anywhere, anytime ”

# In this session:

## Creating dynamic and engaging content

Learn how the latest design features make it easier than ever to create content that drives communication, collaboration, and employee engagement.

## AI, agents, and automation

Explore how Microsoft's AI capabilities, including Copilot, are being integrated into SharePoint to automate routine tasks, assist with content creation, and unlock new productivity gains.

## Enhanced admin and governance

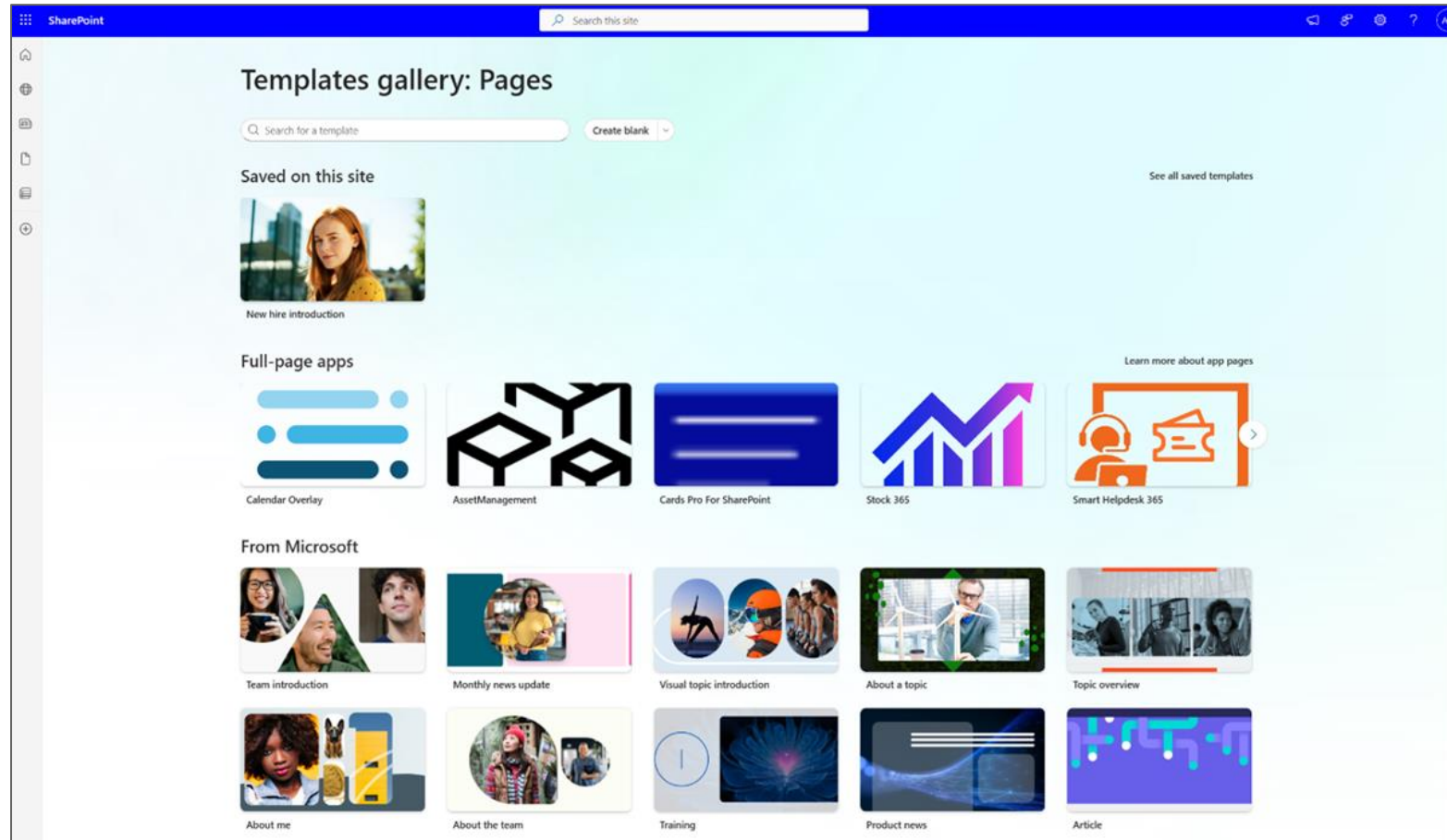
Discover the enhanced tools available to administrators to strengthen governance, compliance, and security.



Making it Easy to work **Securely, Anywhere, Anytime**

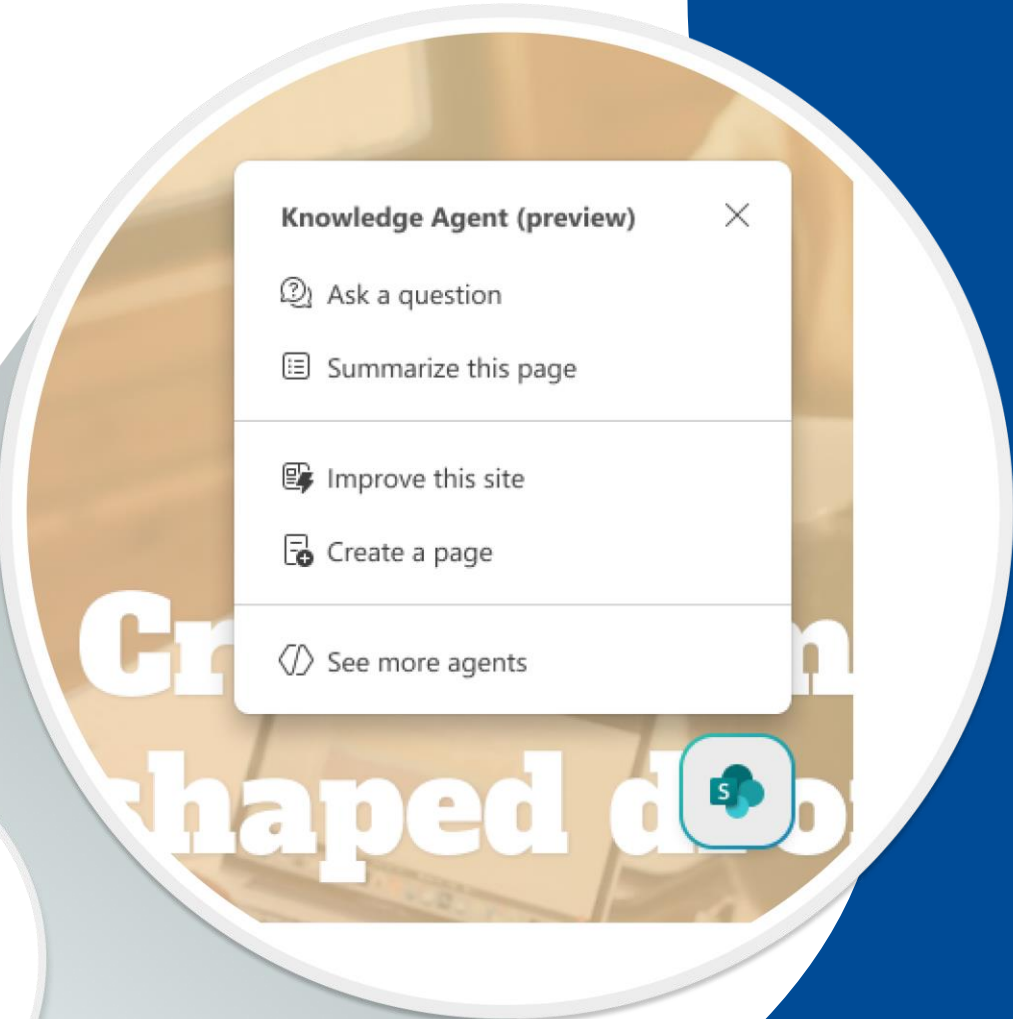
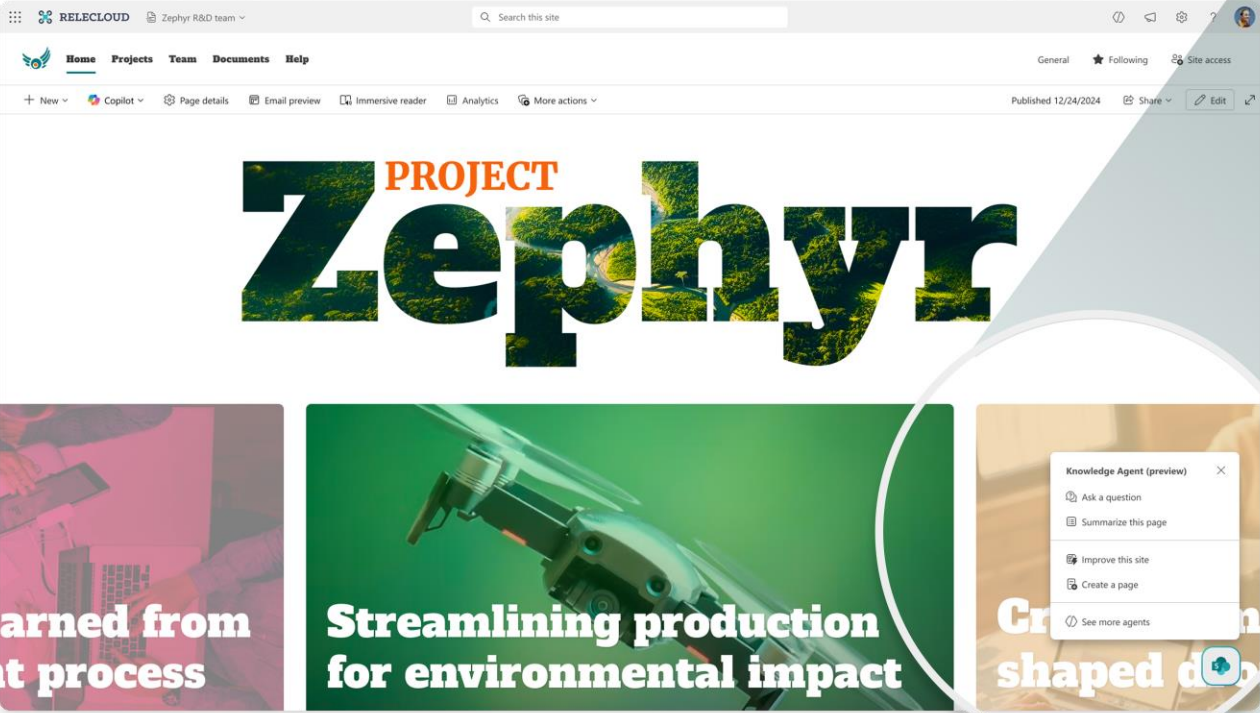
# New SharePoint Page Template Gallery

Create Beautiful Pages and News Posts with Templates in SharePoint



# Knowledge Agent (Preview)

Makes it easy to get started with real-world scenarios that deliver business impact.



# Knowledge Agent: Keep content fresh

Ensure SharePoint stays clean, current, and confidence-inspiring

The screenshot shows a SharePoint site for the 'Zava Product Team'. The main content area features a large banner titled 'The Product Hub' with three sub-sections: 'Meet the product team', 'Fiber fall Launch Campaign', and 'Launch status: Q4 update'. A 'Knowledge Agent (preview)' panel is open on the right, titled 'Improve this site'. This panel contains three sections: 'Retire inactive pages' (5 items), 'Find content gaps' (3 items), and 'Fix broken links' (5+ items). Each section includes a brief description and a 'Learn more' link. A disclaimer at the bottom of the panel states 'AI-generated content may be incorrect'.



Making it Easy to work **Securely, Anywhere, Anytime**

# Knowledge Agent: Drives business processes

Improves metadata hygiene without manual effort

The screenshot displays a SharePoint library titled "Software Engineer Resumes" in "preview mode". The library contains five resume files, each with AI-generated metadata in columns: "Candidate", "Most recent title", and "Professional summary". A "Knowledge Agent (preview)" panel on the right shows the AI's prompts and generated content for each column.

Name	Candidate	Most recent title	Professional summary
resume_RadaM_2025.docx	Rada Mihaylova	Sr. Software Engineer	Rada Mihaylova has experience as a senior engineer at Contoso, a backend developer at Fabrikam, and a software intern at ReleCloud. She has expertise in distributed systems, API design, and cloud infrastructure.
Gupta P resume.pdf	Pradeep Gupta	Full Stack Developer	Pradeep Gupta has experience as a backend intern at Northwind, a teaching assistant at UofT, and a freelance developer. He has expertise in Java, Spring Boot, and RESTful APIs.
final_resume_MiriamG.docx	Miriam Graham	Jr. Frontend Developer	Miriam Graham has experience as a frontend developer at Litware, a UX engineer at Tailspin Toys, and a design intern at Woodgrove Bank. She has expertise in React, accessibility, and design systems.
Resume_EmilyB.docx	Emily Braun	Software Engineer	Emily Braun has experience as a software engineer at Contoso, a QA analyst at Fabrikam, and a research assistant at UBC. She has expertise in test automation, agile delivery, and CI/CD pipelines.
JLorenz 2025 resume.pdf	Johanna Lorenz	Backend Developer	Johanna Lorenz has experience as a backend engineer at ReleCloud, a systems analyst at Alpine Ski House, and a junior developer at Trey Research. She has expertise in .NET, SQL optimization, and microservices.

**Knowledge Agent (preview) prompts and outputs:**

- Most recent title:** Identify the candidate's most recent job title from the resume... see more
- Professional summary:** Summarize the candidate's professional background... see more

Buttons: Save changes, Cancel

# Knowledge Agent: Simplifies automation

Create powerful rules in seconds

The screenshot displays the SharePoint 'Organize this library' interface. The main content is a table of invoices, grouped by vendor. The table has columns for Name, Vendor, Amount due, and Status. A 'Knowledge Agent (preview)' popup window is overlaid on the right side, showing a rule being created. The rule is: 'When a new file is added, if the value of Amount due is greater than 500, send an email to David Power'. The popup also shows a preview of the rule's output: 'Let me know when a new invoice over \$500 is added'.

Name	Vendor	Amount due	Status
Vendor: Contoso			
invoice_august_final.docx	Contoso	\$347.22	Approved
Payment receipt 2025.pdf	Contoso	\$1,284.50	Pending
Invoice Upload july.docx	Contoso	\$92.75	Approved
billing summary 2025.docx	Contoso	\$3,612.00	Approved
Invoice-Review-Aug.xlsx	Contoso	\$578.27	Rejected
invoice q3 entry.docx	Contoso	\$478.90	Pending
Vendor: ReleCloud			
Invoice Final-Sept.pdf	ReleCloud	\$219.00	Approved
invoice_Summary July.xlsx	ReleCloud	\$875.60	Approved
Invoice 9823.pdf	ReleCloud	\$4,392.18	Pending

**Knowledge Agent (preview)**

Let me know when a new invoice over \$500 is added

**Knowledge Agent**

Sure! Creating the rule now, please finalize the rule in the popup.

**New rule**

When a new file is added, if the value of Amount due is greater than 500, send an email to David Power

Edit Remove Like Dislike

Type your message...

AI-generated content may be incorrect



Making it Easy to work **Securely, Anywhere, Anytime**

# Admin and governance features:

## M365 Business Premium/E3

- SharePoint usage reports
- SharePoint sharing policies
- Data lifecycle management
- Restricted SharePoint search
- Sensitivity labels

## M365 E5

- As per E3
- Advanced data lifecycle mngt
- Advanced sensitivity labels
- DLP for M365 Copilot
- Content explorer

## M365 Copilot

- Site ownership policy
- Site lifecycle management
- Data access governance reports
- Restricted access control
- Restricted content discovery

**At least one person in your must be assigned a Copilot license**

**This person doesn't need to be a SharePoint administrator**

# Snapshot reports

Comprehensive snapshot of permission structure

**Data access governance** PRO

Reports All review requests

This page provides reports to help you maintain the security and compliance of your data in SharePoint. [Learn more about data access governance](#)

**Get started**  
We recommend starting with a snapshot report to get a quick overview of permissions for all sites in your organization.

**Snapshot reports** ☯

**Site permissions across your organization** RECOMMENDED

Check for broad permissions such as Everyone except external users, guest access, sharing links, and unique permissions across all sites in your organization, as of the report generation date.

**View reports**

**Sensitivity labels applied to files**

Monitor sensitive content by reviewing the sites where sensitive files are stored and the policies applied to these sites, as of the report generation date.

**View reports**

**Activity reports** ☯

**Sharing links**

Identify potential oversharing by monitoring sites where users created new sharing links in SharePoint sites in the last 28 days.

**View reports**

**Shared with 'Everyone except external users'**

Make sure files, folders, and lists aren't being overshared by reviewing sites that have the most items shared with "Everyone except external users" in the last 28 days.

**View reports**

# Session summary:

## Creating dynamic and engaging content

Learn how the latest design features make it easier than ever to create content that drives communication, collaboration, and employee engagement.

## AI, agents, and automation

Explore how Microsoft's AI capabilities, including Copilot, are being integrated into SharePoint to automate routine tasks, assist with content creation, and unlock new productivity gains.

## Enhanced admin and governance

Discover the enhanced tools available to administrators to strengthen governance, compliance, and security.



Making it Easy to work **Securely, Anywhere, Anytime**